



June 2007

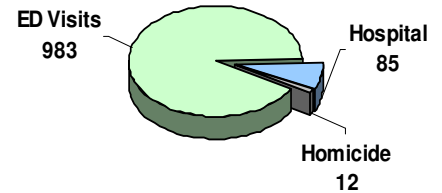
# Assault Injury and Violence-related Behaviors Children Aged 0-17 Years, Miami-Dade County, 2005

**MIAMI-DADE COUNTY INJURY FACTS**

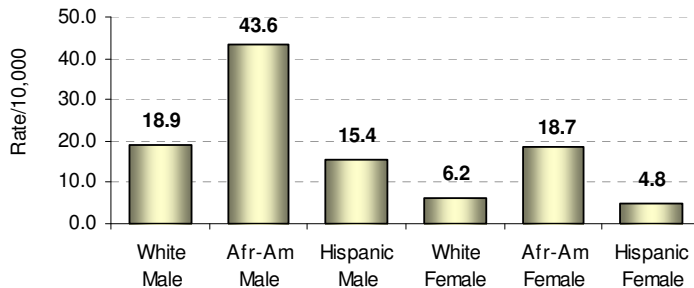
In 2005, a total of 1,080 children aged 0-17 years were victims of an assault that required medical treatment or resulted in a homicide. The vast majority of juvenile assaults were treated and released from the emergency department (983 injuries, 91%), another 85 injuries (8%) required hospitalization, and 12 incidents (1%) were homicides.

There are limitations when using hospital-based data to identify assault victims because some patients may not disclose that their injury is due to an assault. Therefore, the incidence reported here is likely a substantial undercount of the actual incidence of medically-treated assault injuries.

Victims of Assault in 2005 by Source of Treatment  
Children Aged 0-17 Years Old



Injury Rate for Victims of Assault Aged 0-17 Years  
by Gender, Race and Ethnicity  
ED Visits, Hospitalizations & Deaths, 2005

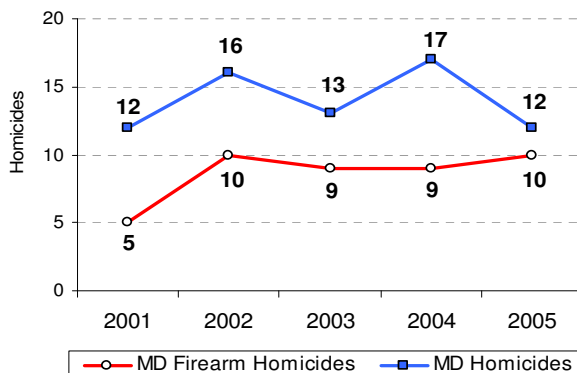


- African American males were the population most at-risk of becoming a victim of assault, with a rate more than twice that of White males and nearly 3 times higher than Hispanic males
- African Americans also had the highest assault victim rate for females with a rate as high as some male subgroups.

Type of Assault	ED	Hospital	Death	Total
Unarmed fight or brawl	426	20	0	446
Struck by object	73	7	0	80
Cutting, piercing instrument	55	17	0	72
Firearm	22	20	10	52
Child Abuse: parent, stepparent, paramour	17	3	0	20
Child Abuse: other person	16	3	0	19
Human bite	28	1	0	29
Other or unspecified assault:	295	11	2	308
<b>All Assaults</b>	<b>936</b>	<b>84</b>	<b>12</b>	<b>1,032</b>

- Unarmed fights were the most common type of assault followed with being struck by an object and being stabbed.
- Firearms were the most lethal mechanism of assault, with 19% of all firearm injuries being fatal.
- There were 39 instances of child abuse, 5 of which occurred to infants less than 1 year old and another 5 to children aged 1-4.

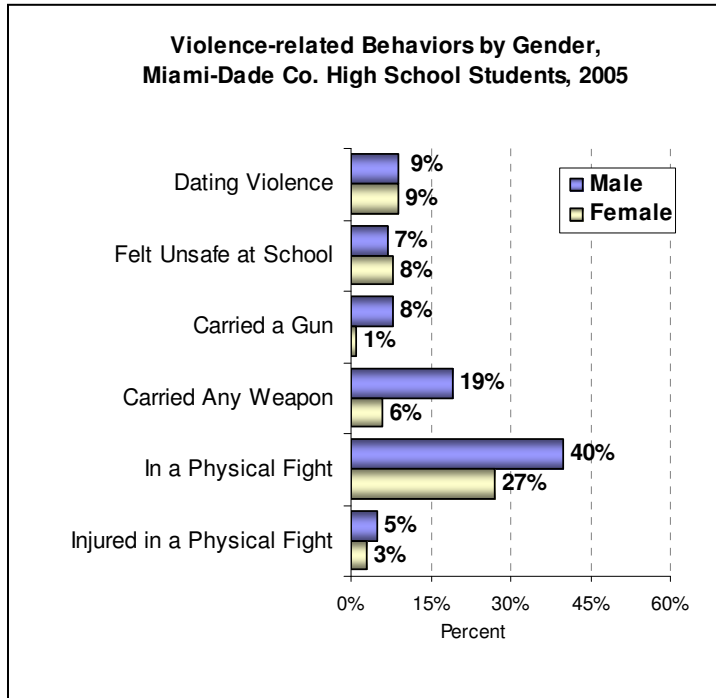
Frequency of Homicides, Miami-Dade  
Residents Aged 0-17 Years, 2001-2005



- The incidence of homicide to children and youths aged 0-17 years old has fluctuated between 12 and 17 deaths since 2001.
- Firearms are responsible for the majority of homicides with an incidence that's been between 9-10 deaths since 2002.

## High School Youth Risk Behavior Survey

The Youth Risk Behavior Survey was developed by the Centers for Disease Control and Prevention to provide information about the prevalence of selected health-risk behaviors among youth. The survey is conducted every other year at the national, state and local levels and is administered locally by the Office of Program Evaluation at the Miami-Dade County Public Schools. Presented are results from the 2005 YRBS administered to senior high school students (grades 9-12) that addressed violence-related behaviors.



- Nine percent of high school students reported they were a victim of physical dating violence within the past year. The rate of dating violence was similar for both male and female students.
- Approximately 1 in 14 students (7%) reported that they missed school in the past month because they felt unsafe at school or when traveling to school.
- Overall, 1 in 8 high school students (12%) reported that they carried any weapon within the past month. The prevalence of carrying a firearm was 4%. Males were three times more likely than females to carry any weapon and eight times more likely to carry a gun.
- More than 1/3 of high students reported being involved in a physical fight within the past year. Fighting was most common among males (40%).
- Four percent of high school students reported they were medically-treated for an injury that resulted from a physical fight.

## Prevention Points

- Role models model non-violence: Children imitate their parents and other adults. If they see violence they are more likely to use it themselves. Role models who practice healthy conflict resolution and manage anger in constructive ways teach by example.
- Reduce media time and select programming carefully: Even children in peaceful homes view murder, abuse and assault on a regular basis via television and media games. Often the violence is placed in comic programming, animation or otherwise displayed without consequences, desensitizing children to the traumatic realities of violence.
- Keep firearms away from children: The American Academy of Pediatrics strongly recommends that firearms are kept out places where children live and play. If a firearm must be kept in a home with children, it should be kept locked and with ammunition locked away separately.
- Children are safest with adult supervision: Teens and younger children are at higher risk of injury and violence in the hours after school. After-school programs and adult-mentored activities have been proven to keep kids safer than time left alone.

**Produced by the Miami-Dade County Injury Surveillance System**  
 Data Sources: Death Certificates, Hospital Discharge & Emergency Department Data  
 Office of Program Evaluation, Miami-Dade County Public Schools  
 PHONE (IFCK): 305-804-7212 (MDCHD): 305-470-5649  
 E-MAIL: [sdearwater@med.miami.edu](mailto:sdearwater@med.miami.edu)  
<http://dadehealth.org/injury/INJURYintro.asp>

